






Piezas Cuadrado Cromático de Origami: Diseño Apapacho Origami www.apapachoorigami.com // basado en el puzzle pajarita de Edu Solano Lumbreras. Chromatic Origami Square Pieces: Apapacho Origami Design www.apapachoorigami.com // based on the pajarita puzzle by Edu Solano Lumbreras.

COLORES PRIMARIOS // PRIMARY COLORS


1B



1A




N




1C

COLORES SECUNDARIOS // SECONDARY COLORS

2B



2A



N



2C




COLORES TERCARIOS // TERTIARY COLORS

3B



3A



N



3C




COLORES TERCIARIOS // TERTIARY COLORS


3E




3D




N




3F



4B




4A




4D




4C



4F



4E



INSTRUCCIONES: Imprimir los cuadrados de colores en hoja carta o A4, cortar cada cuadrado de cada color en 4 para tener papeles de 5,6 x 5,6 cm. Doblar todas las piezas en básica de globo o básica de bomba de agua. Para cada módulo se unen 4 piezas como muestra el diagrama.

INSTRUCTIONS: Print the colored squares on a letter or A4 sheet, cut each square of each color into 4 to have 5.6 x 5.6 cm papers. Fold all parts in water bomb base. For each module 4 pieces should be assembled as shown in the diagram.

